

TRITON



GO BEYOND LIMITS

RALLY TO ADVENTURE

The Triton allows you to conquer the toughest terrain with utmost confidence.



**NEW 4N16
2.4L ENGINE**
DIRECT INJECTION DIESEL

**6-Speed
Automatic Transmission**

**With 2-Stage
Turbocharger**

204 Ps / 3,500 rpm
470 Nm / 1,500 - 2,750 rpm

For Athlete 4WD

Turbocharged

183 Ps / 3,500 rpm
430 Ps / 2,250 - 2,500 rpm

For GLS 2WD



Photo may vary from actual unit.

RULE THE ROAD

Conquer city streets, muddy trails, and everything in between with the Triton's 7 Drive Modes.

For Athlete 4WD



NORMAL



MUD



GRAVEL



SAND



ROCK



ECO



SNOW

Photo may vary from actual unit.

EFFORTLESS VERSATILITY

Super Select 4WD-II lets you brave new paths
with outstanding all-terrain performance.



2H

Normal road
conditions



4HLc

Rugged and
low-grip terrain



4H

Slippery or
loose surfaces



4LLc

Rock and
steep crawls



SUPER SELECT 4WD-II

With electronic dial selector for
on-the-fly switching

For Athlete 4WD

Photo may vary from actual unit.



ELECTRONIC POWER STEERING

Fine-tuned for confident and comfortable handling even when off-road.

For Athlete 4WD



BE IN FULL CONTROL

Advanced technology helps you safely navigate adverse road conditions.

ACTIVE YAW CONTROL

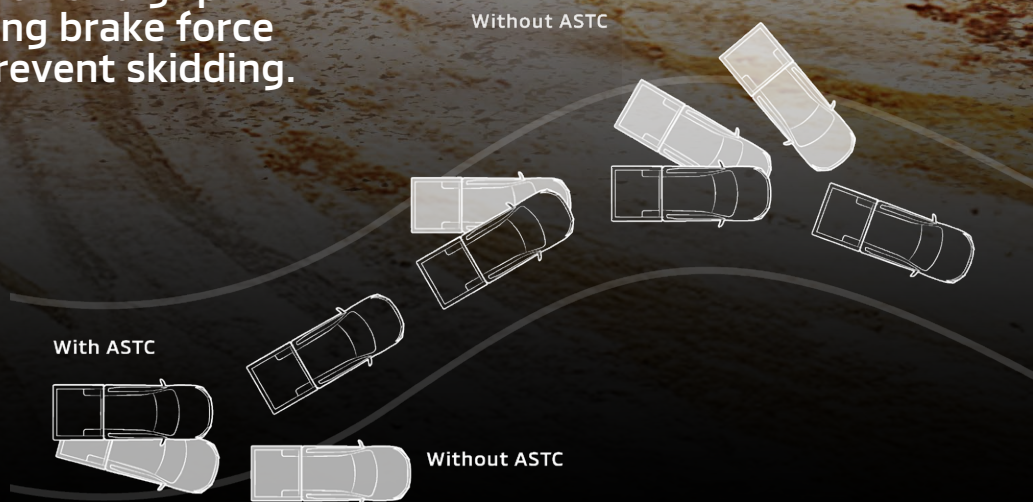
Directs precise torque to wheels to make rounding corners safer.

For Athlete 4WD



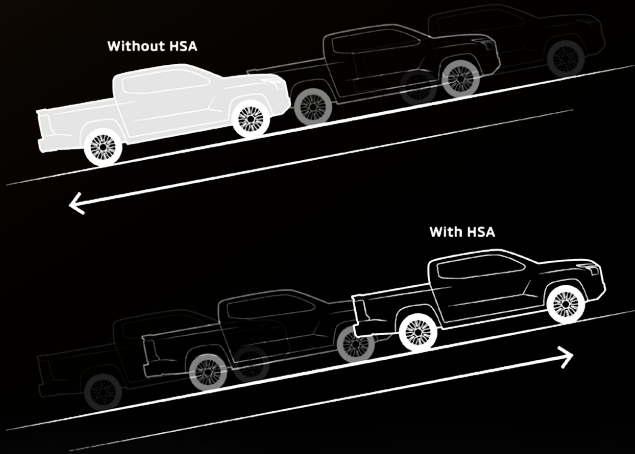
ACTIVE STABILITY AND TRACTION CONTROL

Monitors the traction and grip of each tire, applying brake force to the wheels to prevent skidding.



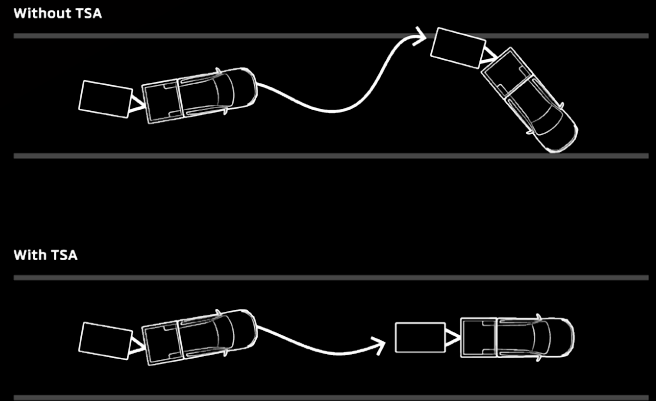
HILL START ASSIST

Prevents the vehicle from rolling downhill by maintaining brake force, giving enough time for the driver to shift to the accelerator pedal.



TRAILER STABILITY ASSIST

Sensors detect trailer sway and apply brake force to stabilize motion.



HILL DESCENT CONTROL

Controls speed when driving downhill so you can focus on steering.

For Athlete 4WD



WINNING LOOK

Robust geometric design gives the Triton a powerful style that commands attention.

2023 Good Design Award

The Japan Institute of Design Promotion grants the Good Design Award to products that drive growth and enrich lives.

2024 iF Design Award Best Product Design

Judged by an international jury, the iF DESIGN AWARD has been a symbol of design excellence since 1954.

2024-2025 Japan Car of the Year Design Award

The Japan Car of the Year Award is given by the most influential automotive journalists in Japan.

2024-2025 Auto Focus Media's Choice Awards Best Design (Standard Model Category)

Auto Focus is one of the Philippines' most respected automotive news outlets.



DYNAMIC SHIELD CONCEPT

Sculpted, bold, and distinctive grille evokes high performance.

T-shaped LED headlights emphasize the vehicle's width and lend an imposing look.

Sleek LED DRLs symbolize safety and protection.



Triton GLS 2WD AT shown



Photo may vary from actual unit.

ROOF RAILS, TAILGATE SPOILER & REAR STYLING BAR

Functional touches that add an athletic character.

Roof Rails & Styling Bar for Athlete 4WD • Sports Bar for GLS 2WD



T-SHAPED TAIL LIGHTS

Mounted at the very edges for
a stable and wide stance.

PROFESSIONAL AND PREMIUM STYLING

Tough on the outside, upscale on the inside, the Triton gives you the best of both worlds.

HORIZONTAL AXIS DASHBOARD DESIGN

Flat and horizontal design makes it easy to detect the angle of the vehicle especially on uneven roads.

3-SPOKE LEATHER WRAPPED STEERING WHEEL

For confidence-inspiring grip.

HIGH-QUALITY METALLIC MATERIALS

Lends high-contact parts that sophisticated Mitsubishi Touch.

DELUXE INTERIORS

Look forward to an upscale driving experience.

PREMIUM SOFT PADS

Adds further cushioning and a deluxe feel.

10-WAY POWER ADJUSTABLE SEATS

Rally-inspired design offers excellent support and freedom of movement.



DUAL ZONE AUTOMATIC AIR CONDITIONER

Set different temperatures for the driver's and passenger's sides using intuitive physical buttons.



THE LUXURY OF SPACE

This roomy pickup has more than enough headroom and legroom, ensuring comfortable seating for all passengers.

Photo may vary from actual unit.

AIR CONDITIONING REAR CIRCULATOR

Keeps rear passengers cool
and comfortable.



CHAMPIONING COMFORT

On-road or off-road, the Triton is always a pleasure to drive.

ALL-NEW CHASSIS & SUSPENSION

Enjoy quiet interiors and dynamic yet smooth handling.



HIGH-RIGIDITY RISE BODY

Redirects impact energy away from the cabin to protect passengers.

Photo may vary from actual unit.



SPORTY AND SMART

User-friendly technology adds convenience to comfort.



9-INCH SMARTPHONE LINK DISPLAY AUDIO

Make your infotainment system an extension of your smartphone.



7-INCH MULTI-INFORMATION DISPLAY

All relevant vehicle information, all in one intuitive screen.



SMARTPHONE WIRELESS CHARGER + USB TYPE A/C PORTS

Power up on the go.

SUPERSTAR STORAGE

Little touches, big convenience.

UPPER & LOWER GLOVE BOXES

Double the storage, double the convenience.

REAR CUPHOLDERS

Keep your favorite drinks handy.

SEATBACK POCKETS

Quickly stow and retrieve items.

BRING IT ON

Do more with the cargo bed's can-do attitude.

SPACE FOR PASSION OR BUSINESS

Fits pallets measuring 120 x 80 cm crosswise behind the wheel wells even with a bedliner.

TAILGATE ASSIST

Makes opening and closing the tailgate easier, smoother, and safer.



EASY LOADING AND UNLOADING

With lower bed floor height of 820mm.





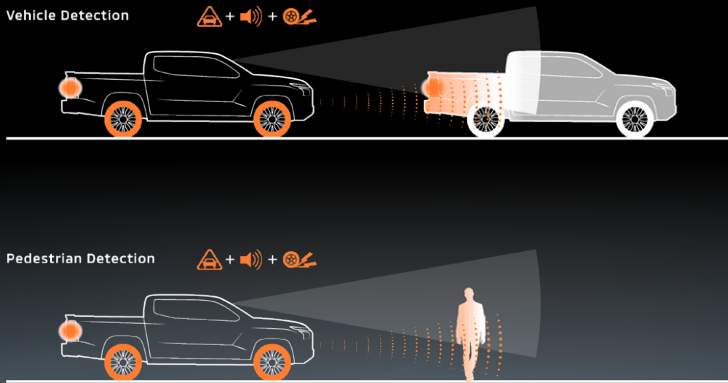
★★★★★
MITSUBISHI TRITON

MITSUBISHI MOTORS SAFETY SENSING (MMSS)

Advanced features for greater peace of mind.

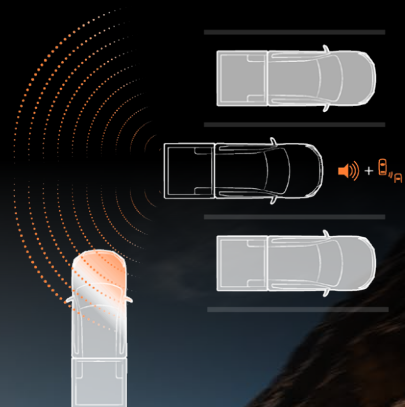
FORWARD COLLISION MITIGATION

Aids deceleration if collision risk is detected.



REAR-CROSS TRAFFIC ALERT

Notifies you of oncoming cars when reversing out of a parking space.




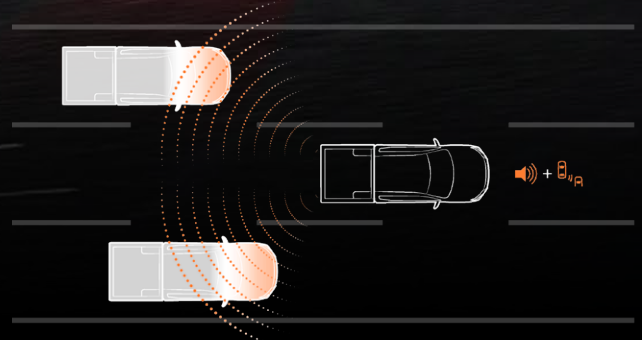
BLIND SPOT WARNING

Alerts drivers of approaching cars in their blind spot.



LANE CHANGE ASSIST

Monitors adjacent lanes for safe merging.



MULTI-AROUND MONITOR

Provides a 360° view of your vehicle.

7 SRS AIRBAGS

Helps absorb collision impact
to protect passengers.

For Athlete 4WD



Photo may vary from actual unit.

SPECIFICATIONS	ATHLETE 4WD AT	GLS 2WD AT
----------------	----------------	------------

DIMENSIONS			
Overall Length	mm	5,360	5,320
Overall Width	mm	1,930	1,865
Overall Height	mm	1,815	1,795
Wheelbase	mm	3,130	
Minimum Ground Clearance	mm	222	
Bed Interior Length	mm	1,555	
Bed Interior Width	mm	1,545	
Bed Interior Height	mm	525	
Cargo Floor Height	mm	820	
Gross Vehicle Weight	Kg	3,020	2,980
Curb Weight	Kg	2,035	1,865

ENGINE			
Model and Type		4N16 2.4-Liter Direct Injection Diesel with Two-Stage Turbo (Euro 5)	4N16 2.4-Liter Turbocharged Direct Injection Diesel (Euro 4)
Displacement	cc	2,442	
Compression Ratio		15.2	
Maximum Power	Ps / rpm	204 / 3,500	183 / 3,500
Maximum Torque	Nm / rpm	470 / 1,500-2,750	430 / 2,250-2,500
Engine Start/Stop Button		Equipped	
Fuel Tank Capacity	Liters	75	

TRANSMISSION			
Transmission		6-Speed AT	
4WD System		Super Select 4WD-II	Not Equipped
Rear Differential Lock		Equipped	Not Equipped
Drive Modes		7 Drive Modes	Not Equipped

SUSPENSION	
Front	Independent - Wishbone with Coil Spring
Rear	Rigid with Leaf Springs

BRAKES	
Front	Ventilated Disc
Rear	Leading and Trailing Drum
Anti-Lock Braking System (ABS)	Equipped with Electronic Brakeforce Distribution (EBD)
Brake Assist	Equipped

TIRES AND WHEELS	
Tires	265 / 60 / R18
Wheels	18x7.5J Black Alloy

STEERING		
Power Steering	Electric	Hydraulic
Steering Wheel	Leather Wrapped	
Cruise Control	Adaptive	Standard
Steering Column Adjustment	Tilt and Telescopic	

MULTI-MEDIA SYSTEM		
Type	9" Touchscreen Display with AM/FM Radio, Bluetooth with Hands-Free Technology, USB Connectivity, Wireless Apple Carplay, Android Auto	
Wireless Mobile Phone Charger	Equipped	
USB Ports	Front	Equipped x2 (Type-A & Type-C)
	Rear	Equipped x2 (Type-A & Type-C)
Speakers	6	

Photos may vary from actual unit. Specifications may change without prior notice.

SPECIFICATIONS	ATHLETE 4WD AT	GLS 2WD AT
----------------	----------------	------------

SAFETY

Mitsubishi Motors Safety Sensing (MMSS)		
Forward Collision Mitigation (FCM) System with Pedestrian Detection	Equipped	
Blindspot Warning System (BSW) with Lane Change Assist (LCA)	Equipped	
Rear Cross Traffic Alert (RCTA)	Equipped	
Auto High Beam	Equipped	
Adaptive Cruise Control	Equipped	Not Equipped
Emergency Assist for Pedal Misapplication (EAPM)	Equipped	Not Equipped
Lane Departure Warning (LDW)	Equipped	Not Equipped
Airbags	Driver Side	Equipped
	Passenger Side	Equipped (with Manual Cut-Off Switch)
	Side	Equipped
	Curtain	Equipped
	Driver's Knee	Equipped
Seat Belts	Front	3 pt. ELR, Double Pretensioner (Driver), Single Pretensioner (Passenger), Force Limiter, Adjustable Belt Anchor
	2nd Row	3 pt. ELR x3
Camera	Multi-Around Monitor	
Active Stability and Traction Control	Equipped	
Active Yaw Control	Equipped	Not Equipped
Hill Start Assist	Equipped	
Trailer Stability Assist	Equipped	
Hill Descent Control	Equipped	Not Equipped
ISO-Fix and Tether Anchor	Equipped	
Parking Sensors	Front & Rear	Not Equipped
Lock/Unlock System	Keyless Operation System (KOS)	

INTERIOR

Seats	Driver	10-Way Power Adjustable (Slide, Recline, Double-Height, Lumbar) With Convenience Hook and Seatback Pocket
	Front Passenger	4-Way Manual Adjustable (Slide, Recline) with Multiple Seatback Pockets
	Rear	Bench-Type with Armrest (with Cup Holders) and Adjustable Headrests x3
	Material	Orange Synthetic Leather with Black Suede Inserts
		Black Leather
Rear View Mirror	Day and Night	
Instrument Cluster Display	7" Color LCD	
Air Conditioning System	Dual Zone Automatic with nanoe™ X	
Air Conditioning Rear Circulator	Equipped	
Gear Shift Knob	Leather Wrapped	
Floor Console Box	Equipped with Synthetic Leather Lid	
Glove Box	Upper	Equipped with Lid
	Lower	Equipped with Key Cylinder
Assist Grip	Retractable x4	

EXTERIOR

Headlights	Multi-Projector LED Headlights with Auto-Lighting Control	
Headlamp Leveling Device	Equipped (Manual Leveling)	
Fog Lights	Front	LED
	Rear	Equipped
Daytime Running Lights	LED	
High Mount Stop Light	LED (Tailgate-Integrated)	
Bedliner	Equipped	
Sports Bar / Styling Bar	Styling Bar (Metallic Black)	Sports Bar
Wheel Arch Molding	Metallic Black	
Roof Rails	Metallic Black	Not Equipped
Tailgate Lock	Equipped	
Tailgate Assist	Equipped	

Photos may vary from actual unit. Specifications may change without prior notice.

EXTERIOR COLORS



YAMABUKI ORANGE METALLIC
(ATHLETE)



JET BLACK MICA
(ATHLETE, GLS)



WHITE DIAMOND
(ATHLETE, GLS)



GRAPHITE GRAY METALLIC
(ATHLETE, GLS)



RED SOLID
(GLS)